

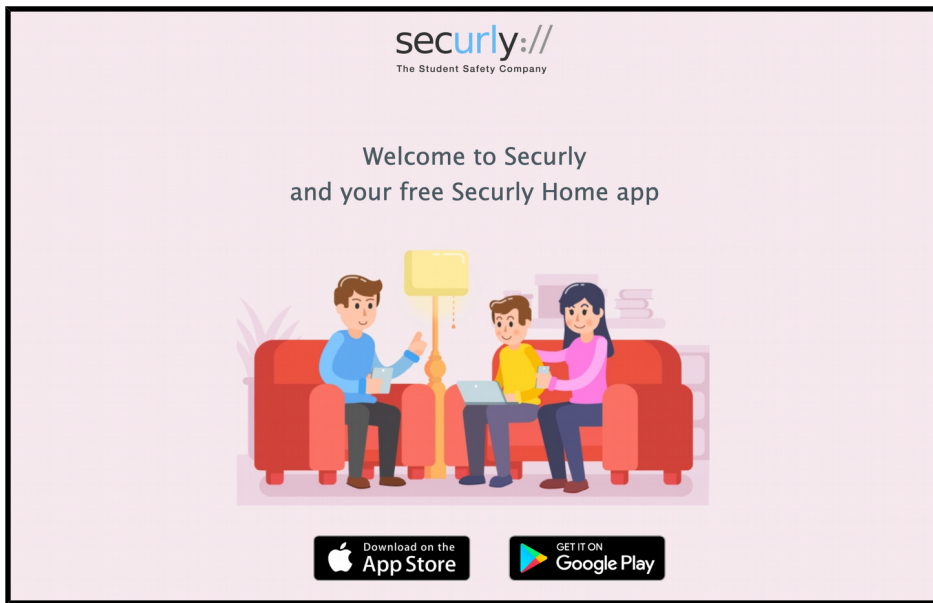
SecURLy Parent Access Help

Account Rostering

Parent Access accounts in SecURLy are rostered based on the guardian email address associated with Skyward Family Access. All guardians in Skyward are provided with their own SecURLy Parent Access accounts.

Account Notification

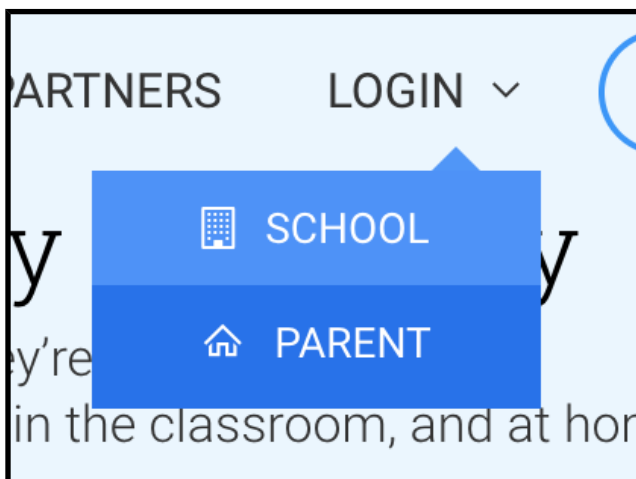
When your account is created, you will receive an email from no-reply@securly.com with the subject line “Welcome to Securly” notifying you about your account. It is possible that this email might be filed in your Spam or Promotions folder.



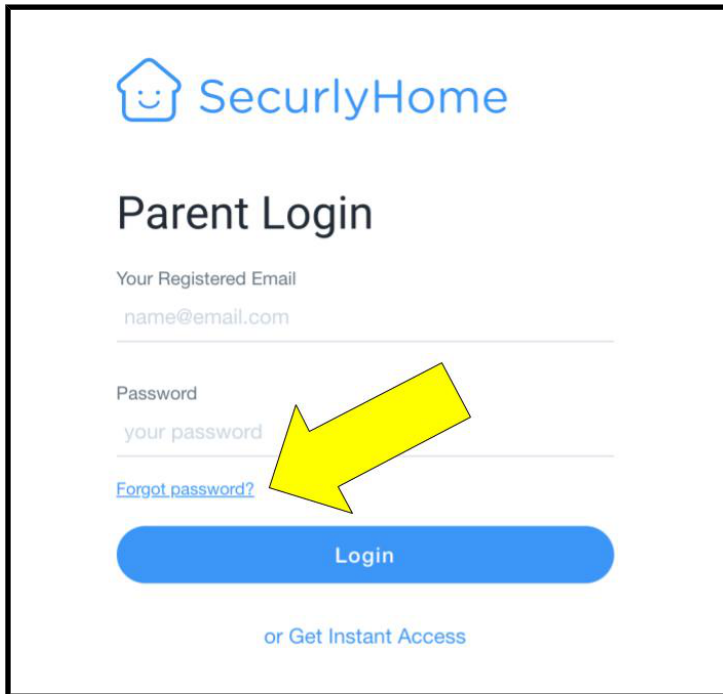
Password Reset

If you did not receive that email or cannot locate it, you may go directly to securly.com.

1. Choose Login - Parent.



2. Click the link for "forgot password."



SecURLyHome

Parent Login

Your Registered Email
name@email.com

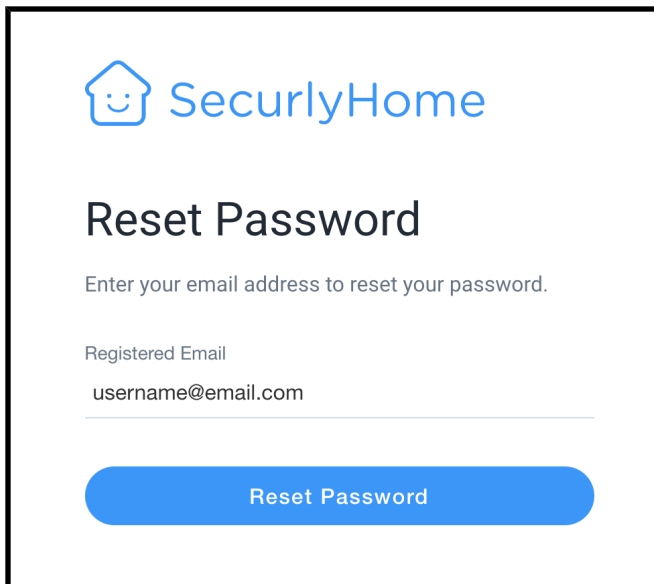
Password
your password

[Forgot password?](#)

Login

or Get Instant Access

3. Use the email address associated with your Skyward Family Access to have an email sent allowing you to change your password.



SecURLyHome

Reset Password

Enter your email address to reset your password.

Registered Email
username@email.com

Reset Password

4. Go to your email to reset your password and access SecURLy.

If Your Email Is Not Found

The above steps will get you into the SecURLy system if your account was rostered as expected. If SecURLy does not have your email on file for an account, please contact your building secretary to confirm or correct your email address in Skyward Family Access.

More Information

Find [more information about SecURLy Parent Access](#) on the OSD district webpage:

